

See discussions, stats, and author profiles for this publication at: <https://www.researchgate.net/publication/380459085>

Catálogo Taxonômico da Fauna do Brasil: setting the baseline knowledge on the animal diversity in Brazil

Preprint · May 2024

CITATIONS

0

READS

1,658

196 authors, including:



Walter Antonio Boeger

Federal University of Paraná

434 PUBLICATIONS 5,770 CITATIONS

SEE PROFILE



Hussam Zaher

University of São Paulo

328 PUBLICATIONS 7,548 CITATIONS

SEE PROFILE



Alexandre Reis Percequillo

University of São Paulo

176 PUBLICATIONS 3,392 CITATIONS

SEE PROFILE



Adam Slipinski

The Commonwealth Scientific and Industrial Research Organisation

401 PUBLICATIONS 11,611 CITATIONS

SEE PROFILE




RESEARCH ARTICLE
TAXONOMIC CATALOG OF THE BRAZILIAN FAUNA


Catálogo Taxonômico da Fauna do Brasil: Setting the baseline knowledge on the animal diversity in Brazil


Walter A. Boeger^{1,9}, Michel P. Valim^{2,9}, Hussam Zaher^{3,9}, José A. Rafael^{4,9}, Rafaela C. Forzza⁵, Alexandre R. Percequillo^{6,9}, Cristiana S. Serejo^{7,9}, André R.S. Garraffoni^{8,9}, Adalberto J. Santos⁹, Adam Slipinski⁹, Adelita M. Linzmeier⁹, Adolfo R. Calor⁹, Adrian A. Garda⁹, Adriano B. Kury⁹, Agatha C.S. Fernandes⁹, Aisur I. Agudo-Padrón⁹, Alberto Akama⁹, Alberto M. da Silva Neto⁹, Alejandro L. Burbano⁹, Aleksandra Menezes⁹, Alessandre Pereira-Colavite⁹, Alexander Anichtchenko⁹, Alexander C. Lees⁹, Alexandra M.R. Bezerra⁹, Alexandre C. Domahovski⁹, Alexandre D. Pimenta⁹, Alexandre L.P. Aleixo⁹, Alexandre P. Marceñiuk⁹, Alexandre S. de Paula⁹, Alexandre Somavilla⁹, Alexandre Specht⁹, Alessandro Camargo⁹, Alfred F. Newton⁹, Aline A.S. da Silva⁹, Aline B. dos Santos⁹, Aline D. Tassi⁹, Allan C. Aragão⁹, Allan P.M. Santos⁹, Alvaro E. Migotto⁹, Amanda C. Mendes⁹, Amanda Cunha⁹, Amazonas Chagas Júnior⁹, Ana A.T. de Sousa⁹, Ana C. Pavan⁹, Ana C.S. Almeida⁹, Ana L.B.G. Peronti⁹, Ana L. Henriques-Oliveira⁹, Ana L. Prudente⁹, Ana L. Tourinho⁹, Ana M.O. Pes⁹, Ana P. Carmignotto⁹, Ana P.G. da Silva Wengrat⁹, Ana P.S. Dornellas⁹, Anamaria Dal Molin⁹, Anderson Puker⁹, André C. Morandini⁹, André da S. Ferreira⁹, André L. Martins⁹, André M. Esteves⁹, André S. Fernandes⁹, André S. Roza⁹, Andreas Köhler⁹, Andressa Paladini⁹, Andrey J. de Andrade⁹, Ângelo P. Pinto⁹, Anna C. de A. Salles⁹, Anne I. Gondim⁹, Antonia C.Z. Amaral⁹, Antonio A.A. Rondón⁹, Antonio Brescovit⁹, Antônio C. Lofego⁹, Antonio C. Marques⁹, Antonio Macedo⁹, Artur Andriolo⁹, Augusto L. Henriques⁹, Augusto L. Ferreira Júnior⁹, Aurino F. de Lima⁹, Ávylla R. de A. Barros⁹, Ayrton do R. Brito⁹, Bárbara L.V. Romera⁹, Beatriz M.C. de Vasconcelos⁹, Benjamin W. Frable⁹, Bernardo F. Santos⁹, Bernardo R. Ferraz⁹, Bruno B. Rosa⁹, Bruno H.L. Sampaio⁹, Bruno C. Bellini⁹, Bruno Clarkson⁹, Bruno G. de Oliveira⁹, Caio C.D. Corrêa⁹, Caleb C. Martins⁹, Camila F. de Castro-Guedes⁹, Camilla Souto⁹, Carla de L. Bicho⁹, Carlo M. Cunha⁹, Carlos A. de M. Barboza⁹, Carlos A.S. de Lucena⁹, Carlos Barreto⁹, Carlos D.C.M. de Santana⁹, Carlos E.Q. Agne⁹, Carlos G.C. Mielke⁹, Carlos H.S. Caetano⁹, Carlos H.W. Flechtmann⁹, Carlos J.E. Lamas⁹, Carlos Rocha⁹, Carolina S. Mascarenhas⁹, Cecilia B. Margaría⁹, Cecilia Waichert⁹, Celina Digiani⁹, Célio F.B. Haddad⁹, Celso O. Azevedo⁹, Cesar J. Benetti⁹, Charles M.D. dos Santos⁹, Charles R. Bartlett⁹, Cibele Bonvicino⁹, Cibele S. Ribeiro-Costa⁹, Cinthya S.G. Santos⁹, Cíntia E.L. Justino⁹, Clarissa Canedo⁹, Claudia C. Bonecker⁹, Cláudia P. Santos⁹, Claudio J.B. de Carvalho⁹, Clayton C. Gonçalves⁹, Cleber Galvão⁹, Cleide Costa⁹, Cléo D.C. de Oliveira⁹, Cristiano F. Schwertner⁹, Cristiano L. Andrade⁹, Cristiano M. Pereira⁹, Cristiano Sampaio⁹, Cristina de O. Dias⁹, Daercio A. de A. Lucena⁹, Daiara Manfio⁹, Dalton de S. Amorim⁹, Dalva L. de Queiroz⁹, Dalva L. de Queiroz⁹, Daniara Colpani⁹, Daniel Abbate⁹, Daniel A. Aquino⁹, Daniel Burckhardt⁹, Daniel C. Cavallari⁹, Daniel de C. Schelesky Prado⁹, Daniel L. Praciano⁹, Daniel S. Basílio⁹, Daniela de C. Bená⁹, Daniela G.P. de Toledo⁹, Daniela M. Takiya⁹, Daniell R.R. Fernandes⁹, Danilo C. Ament⁹, Danilo P. Cordeiro⁹, Darliane E. Silva⁹, Darren A. Pollock⁹, David B. Muniz⁹, David I. Gibson⁹, David S. Nogueira⁹, Dayse W.A. Marques⁹, Débora Lucatelli⁹, Deivys M.A. Garcia⁹, Délio Baêta⁹, Denise N.M. Ferreira⁹, Diana Rueda-Ramírez⁹, Diego A. Fachin⁹, Diego de S. Souza⁹, Diego F. Rodrigues⁹, Diego G. de Pádua⁹, Diego N. Barbosa⁹, Diego R. Dolibaina⁹, Diogo C. Amaral⁹, Donald S. Chandler⁹, Douglas H.B. Maccagnan⁹, Edilson Caron⁹, Edrielly Carvalho⁹, Edson A. Adriano⁹, Edson F. de Abreu Júnior⁹, Edson H.L. Pereira⁹, Eduarda F.G. Viegas⁹, Eduardo Carneiro⁹, Eduardo Colley⁹, Eduardo Eizirik⁹, Eduardo F. dos Santos⁹, Eduardo M. Shimbori⁹, Eduardo Suárez-Morales⁹, Eliane P. de Arruda⁹, Elisandra A. Chiquito⁹, Éllison F.B. Lima⁹, Elizeu B. de Castro⁹, Elton Orlandin⁹, Elynton A. do Nascimento⁹, Emanuel Razzolini⁹, Emanuel R.R. Gama⁹, Enilma M. de Araujo⁹, Eric Y. Nishiyama⁹, Erich L. Spiessberger⁹, Érika C.L. dos Santos⁹, Eugénia F. Contreras⁹, Eunice A.B. Galati⁹, Evaldo C. de Oliveira Junior⁹, Fabiana Gallardo⁹, Fabio A. Hernandez⁹, Fábio A. Lansac-Tôha⁹, Fabio B. Pitombo⁹, Fabio Di Dario⁹, Fábio L. dos Santos⁹, Fabio Mauro⁹, Fabio O. do Nascimento⁹, Fabio Olmos⁹, Fabio R. Amaral⁹, Fabio Schunck⁹, Fábio S. P. de Godoi⁹, Fabrício M. Machado⁹, Fausto E. Barbo⁹, Federico A. Agrain⁹, Felipe B. Ribeiro⁹, Felipe F.F. Moreira⁹, Felipe F. Barbosa⁹, Fenanda S. Silva⁹, Fernanda S. Cavalcanti⁹, Fernando C. Straube⁹, Fernando Carbayo⁹, Fernando Carvalho Filho⁹, Fernando C.V. Zanella⁹, Fernando de C. Jacinavicius⁹, Fernando H.A. Farache⁹, Fernando Leivas⁹, Fernando M.S. Dias⁹, Fernando Mantellato⁹, Fernando Z. Vaz-de-Mello⁹, Filipe M. Gudin⁹, Flávio Albuquerque⁹, Flavio B. Molina⁹, Flávio D. Passos⁹, Floyd W. Shockley⁹, Francielli F. Pinheiro⁹, Francisco de A.G. de Mello⁹, Francisco E. de L. Nascimento⁹, Francisco L. Franco⁹, Francisco L. de Oliveira⁹, Francisco T. de V. Melo⁹, Freddy R.B. Quijano⁹, Frederico F. Salles⁹, Gabriel Biffi⁹, Gabriel C. Queiroz⁹, Gabriel L. Bizarro⁹, Gabriela Hrycyna⁹, Gabriela Levicki⁹, Gareth S. Powell⁹, Geane B. dos Santos⁹, Geoffrey E. Morse⁹, George Brown⁹, George M.T. Mattox⁹, Geraldo Zimbrão⁹, Gervásio S. Carvalho⁹, Gil F.G. Miranda⁹, Gilberto J. de Moraes⁹, Gilcélia M. Lourido⁹, Gilmar P. Neves⁹, Gilson R.P. Moreira⁹, Giovanna G. Montingelli⁹, Giovanni N. Maurício⁹, Gláucia Marconato⁹, Guilherme E.L. Lopez⁹, Guilherme L. da Silva⁹, Guilherme Muricy⁹, Guilherme R.R. Brito⁹, Guilherme S.T. Garbino⁹, Gustavo E. Flores⁹, Gustavo Gracioli⁹, Gustavo S. Libardi⁹, Heather C. Proctor⁹, Helcio R. Gil-Santana⁹, Henrique R. Varella⁹, Hermes E. Escalona⁹, Hermes J. Schmitz⁹, Higor D.D. Rodrigues⁹, Hilton de C. Galvão Filho⁹, Hingrid Y.S. Quintino⁹, Hudson A. Pinto⁹, Hugo L. Rainho⁹, Igor C. Miyahira⁹, Igor de S. Gonçalves⁹, Inês X. Martins⁹, Irene A. Cardoso⁹, Ismael B. de Oliveira⁹, Ismael Franz⁹, Itanna O. Fernandes⁹, Ivan F. Golfetti⁹, Ivanklin S. Campos-Filho⁹, Ivo de S. Oliveira⁹, Jacques H.C. Delabie⁹, Jader de Oliveira⁹, Jadila S. Prando⁹, James L. Patton⁹, Jámille de A. Bitencourt⁹, Janaina M. Silva⁹, Jandir C. Santos⁹, Janine O. Arruda⁹, Jefferson S. Valderrama⁹, Jeronimo Dalapicolla⁹, Jéssica P. Oliveira⁹, Jiri Hájek⁹, João P. Morselli⁹, João P. Narita⁹, João P.I. Martin⁹, Jocélia Grazia⁹, Joe McHugh⁹, Jorge J. Cherem⁹, José A.S. Farias Júnior⁹, Jose A.M. Fernandes⁹, José F. Pacheco⁹, José L.O. Birindelli⁹, José


M. Rezende⁹, Jose M. Avendaño⁹, José M. Barbanti Duarte⁹, José R. Inácio Ribeiro⁹, José R.M. Mermudes⁹, José R. Pujol-Luz⁹, Josenilson R. dos Santos⁹, Josenir T. Câmara⁹, Joyce A. Teixeira⁹, Joyce R. do Prado⁹, Juan P. Botero⁹, Julia C. Almeida⁹, Julia Kohler⁹, Julia P. Gonçalves⁹, Julia S. Beneti⁹, Julian P. Donahue⁹, Juliana Alvim⁹, Juliana C. Almeida⁹, Juliana L. Segadilha⁹, Juliana M. Wingert⁹, Julianna F. Barbosa⁹, Juliano F. Ferrer⁹, Juliano F. dos Santos⁹, Kamila M.D. Kuabara⁹, Karine B. Nascimento⁹, Karine Schoeninger⁹, Karla M. Campião⁹, Karla Soares⁹, Kássia Zilch⁹, Kim R. Barão⁹, Larissa Teixeira⁹, Laura D. do N.M. de Sousa⁹, Leandro L. Dumas⁹, Leandro M. Vieira⁹, Leonardo H.G. Azevedo⁹, Leonardo S. Carvalho⁹, Leonardo S. de Souza⁹, Leonardo S.G. Rocha⁹, Leopoldo F.O. Bernardi⁹, Letícia M. Vieira⁹, Liana Johann⁹, Lidianne Salvatierra⁹, Livia de M. Oliveira⁹, Lourdes M.A. El-moor Loureiro⁹, Luana B. Barreto⁹, Luana M. Barros⁹, Lucas Lecci⁹, Lucas M. de Camargos⁹, Lucas R.C. Lima⁹, Lucia M. Almeida⁹, Luciana R. Martins⁹, Luciane Marinoni⁹, Luciano de A. Moura⁹, Luciano Lima⁹, Luciano N. Naka⁹, Lucília S. Miranda⁹, Lucy M. Salik⁹, Luis E.A. Bezerra⁹, Luis F. Silveira⁹, Luiz A. Campos⁹, Luiz A.S. de Castro⁹, Luiz C. Pinho⁹, Luiz F.L. Silveira⁹, Luiz F.M. Iniesta⁹, Luiz F.C. Tencatt⁹, Luiz R.L. Simone⁹, Luiz R. Malabarba⁹, Luiza S. da Cruz⁹, Lukas Sekerka⁹, Lurdiana D. Barros⁹, Luziany Q. Santos⁹, Maciej Skoracki⁹, Maira A. Correia⁹, Manoel A. Uchoa⁹, Manuella F.G. Andrade⁹, Marcel G. Hermes⁹, Marcel S. Miranda⁹, Marcel S. de Araújo⁹, Marcela L. Monné⁹, Marcelo B. Labruna⁹, Marcelo D. de Santis⁹, Marcelo Duarte⁹, Marcelo Knoff⁹, Marcelo Nogueira⁹, Marcelo R. de Britto⁹, Marcelo R.S. de Melo⁹, Marcelo R. de Carvalho⁹, Marcelo T. Tavares⁹, Marcelo V. Kitahara⁹, Marcia C.N. Justo⁹, Marcia J.C. Botelho⁹, Márcia S. Couri⁹, Márcio Borges-Martins⁹, Márcio Felix⁹, Marcio L. de Oliveira⁹, Marco A. Bologna⁹, Marco S. Gottschalk⁹, Marcos D.S. Tavares⁹, Marcos G. Lhano⁹, Marcus Bevilaqua⁹, Marcus T.T. Santos⁹, Marcus V. Domingues⁹, Maria A.M. Sallum⁹, María C. Digiani⁹, Maria C.A. Santarém⁹, Maria C. do Nascimento⁹, María de los A.M. Becerril⁹, Maria E.A. dos Santos⁹, Maria I. da S. dos Passos⁹, Maria L. Felipe-Bauer⁹, Mariana A. Cherman⁹, Mariana Terossi⁹, Marie L.C. Bartz⁹, Marina F. de C. Barbosa⁹, Marina V. Loeb⁹, Mario Cohn-Haft⁹, Mario Cupello⁹, Marlúcia B. Martins⁹, Martin L. Christofersen⁹, Matheus Bento⁹, Matheus dos S. Rocha⁹, Maurício L. Martins⁹, Melissa O. Segura⁹, Melissa Q. Cardenas⁹, Mércia E. Duarte⁹, Michael A. Ivie⁹, Michael M. Mincarone⁹, Michela Borges⁹, Miguel A. Monné⁹, Mirna M. Casagrande⁹, Monica A. Fernandez⁹, Mônica Pievesan⁹, Naércio A. Menezes⁹, Natalia P. Benaim⁹, Natália S. Reategui⁹, Natan C. Pedro⁹, Nathalia H. Pecly⁹, Nelson Ferreira Júnior⁹, Nelson J. da Silva Júnior⁹, Nelson W. Periotto⁹, Neusa Hamada⁹, Nicolas Degallier⁹, Ning L. Chao⁹, Noeli J. Ferla⁹, Olaf H.H. Mielke⁹, Olivia Evangelista⁹, Oscar A. Shibatta⁹, Otto M.P. Oliveira⁹, Pablo C.L. Albornoz⁹, Pablo M. Dellapé⁹, Pablo R. Gonçalves⁹, Paloma H.F. Shimabukuro⁹, Paschoal Grossi⁹, Patrícia E. da S. Rodrigues⁹, Patricia O.V. Lima⁹, Paul Velazco⁹, Paula B. dos Santos⁹, Paula B. Araújo⁹, Paula K.R. Silva⁹, Paula R. Riccardi⁹, Paulo C. de A. Garcia⁹, Paulo G.H. Passos⁹, Paulo H.C. Corgosinho⁹, Paulo Lucinda⁹, Paulo M.S. Costa⁹, Paulo P. Alves⁹, Paulo R. de O. Roth⁹, Paulo R.S. Coelho⁹, Paulo R.M. Duarte⁹, Pedro F. de Carvalho⁹, Pedro Gnaspini⁹, Pedro G.B. Souza-Dias⁹, Pedro M. Linardi⁹, Pedro R. Bartholomay⁹, Peterson R. Demite⁹, Petr Bulirsch⁹, Piter K. Boll⁹, Rachel M.M. Pereira⁹, Rafael A.P.F. Silva⁹, Rafael B. de Moura⁹, Rafael Boldrini⁹, Rafaela A. da Silva⁹, Rafaela L. Falaschi⁹, Ralf T.S. Cordeiro⁹, Ramon J.C.L. Mello⁹, Randal A. Singer⁹, Ranyse B. Querino⁹, Raphael A. Heleodoro⁹, Raphael de C. Castilho⁹, Reginaldo Constantino⁹, Reinaldo C. Guedes⁹, Renan Carrenho⁹, Renata S. Gomes⁹, Renato Gregorin⁹, Renato J.P. Machado⁹, Renato S. Bérnils⁹, Renato S. Capellari⁹, Ricardo B. Silva⁹, Ricardo Kawada⁹, Ricardo M. Dias⁹, Ricardo Siewert⁹, Ricaro Brugnera⁹, Richard A.B. Leschen⁹, Robert Constantín⁹, Robert Robbins⁹, Roberta R. Pinto⁹, Roberto E. dos Reis⁹, Robson T. da C. Ramos⁹, Rodney R. Cavichioli⁹, Rodolfo C. de Barros⁹, Rodrigo A. Caires⁹, Rodrigo B. Salvador⁹, Rodrigo C. Marques⁹, Rodrigo C. Araújo⁹, Rodrigo de O. Araujo⁹, Rodrigo de V.P. Dios⁹, Rodrigo Johnsson⁹, Rodrigo M. Feitosa⁹, Roger W. Hutchings⁹, Rogéria I.R. Lara⁹, Rogério V. Rossi⁹, Roland Gerstmeier⁹, Ronald Ochoa⁹, Rosa S.G. Hutchings⁹, Rosaly Ale-Rocha⁹, Rosana M. da Rocha⁹, Rosana Tidon⁹, Rosângela Brito⁹, Roseli Pellens⁹, Sabrina R. dos Santos⁹, Sandra D. dos Santos⁹, Sandra V. Paiva⁹, Sandro Santos⁹, Sarah S. de Oliveira⁹, Sávio C. Costa⁹, Scott L. Gardner⁹, Sebastián A. Muñoz Leal⁹, Sergio Aloquio⁹, Sergio L.C. Bonecker⁹, Sergio L. de S. Bueno⁹, Sérgio M. de Almeida⁹, Sérgio N. Stampar⁹, Sérgio R. Andena⁹, Sergio R. Posso⁹, Sheila P. Lima⁹, Sian de S. Gadelha⁹, Silvana C. Thiengo⁹, Simone C. Cohen⁹, Simone N. Brandão⁹, Simone P. Rosa⁹, Síría L.B. Ribeiro⁹, Sócrates D. Letana⁹, Sonia B. dos Santos⁹, Sonia C.S. Andrade⁹, Stephane Dávila⁹, Stéphanie Vaz⁹, Stewart B. Peck⁹, Susete W. Christo⁹, Suzan B.Z. Cunha⁹, Suzete R. Gomes⁹, Tácio Duarte⁹, Taís Madeira-Ott⁹, Taísa Marques⁹, Talita Roell⁹, Tarcilla C. de Lima⁹, Tatiana A. Sepulveda⁹, Tatiana F. Maria⁹, Tatiana P. Ruschel⁹, Thaiana Rodrigues⁹, Thais A. Marinho⁹, Thais M. de Almeida⁹, Thais P. Miranda⁹, Thales R.O. Freitas⁹, Thalles P.L. Pereira⁹, Thamara Zacca⁹, Thaynara L. Pacheco⁹, Thiago F. Martins⁹, Thiago M. Alvarenga⁹, Thiago R. de Carvalho⁹, Thiago T.S. Polizei⁹, Thomas C. McElrath⁹, Thomas Henry⁹, Tiago G. Pikart⁹, Tiago J. Porto⁹, Tiago K. Krolow⁹, Tiago P. Carvalho⁹, Tito M. da C. Lotufo⁹, Ulisses Caramaschi⁹, Ulisses dos S. Pinheiro⁹, Ulyses F.J. Pardiñas⁹, Valéria C. Maia⁹, Valeria Tavares⁹, Valmir A. Costa⁹, Vanessa S. do Amaral⁹, Vera C. Silva⁹, Vera R. dos S. Wolff⁹, Verônica Slobodian⁹, Vinícius B. da Silva⁹, Vinicius C. Espíndola⁹, Vinicius da Costa-Silva⁹, Vinicius de A. Bertaco⁹, Vinícius Padula⁹, Vinicius S. Ferreira⁹, Vitor C.P. da Silva⁹, Vítor de Q. Piacentini⁹, Vivian E. Sandoval-Gómez⁹, Vivian Trevine⁹, Viviane R. Sousa⁹, Vivianne B. de Sant'Anna⁹, Wayne N. Mathis⁹, Wesley de O. Souza⁹, Wesley D. Colombo⁹, Wioletta Tomaszewska⁹, Wolmar B. Wosiacki⁹, Ximena M.C. Ovando⁹, Yuri L.R. Leite⁹

¹Biological Interactions and Graduate Program in Ecology and Conservation, Universidade Federal do Paraná. Curitiba, PR, Brazil. Conselho Nacional de Desenvolvimento Científico e Tecnológico. 

²Universidade Iguacu, Nova Iguacu, and Universidade Santa Úrsula. Rio de Janeiro, RJ, Brazil. 


³Museu de Zoologia, Universidade de São Paulo. São Paulo, SP, Brazil. 

⁴Instituto Nacional de Pesquisas da Amazônia. Manaus, AM, Brazil. 

⁵Instituto Chico Mendes de Conservação da Biodiversidade, Jardim Botânico do Rio de Janeiro. Rio de Janeiro, RJ, Brazil. 

⁶Laboratório de Mamíferos, Departamento de Ciências Biológicas, Escola Superior de Agricultura “Luiz de

Queiroz”, Universidade de São Paulo. Piracicaba, SP, Brazil. 

⁷Setor de Carcinologia, Departamento de Invertebrados, Museu Nacional, Universidade Federal do Rio de Janeiro. Rio de Janeiro, RJ, Brazil. 

⁸Departamento de Biologia Animal, Universidade Estadual de Campinas. Campinas, SP, Brazil. 

⁹Further details of each specific author are available here: Boeger W, Valim MP (2024) Brazilian Zoology Group 2023, Brazil. <https://doi.org/10.5281/zenodo.10491755>

Corresponding author: Walter A Boeger (wboeger@gmail.com)

<https://zoobank.org/B9FD1175-9E33-403F-B5A4-584F7278A27F>

ABSTRACT. The limited temporal completeness and taxonomic accuracy of species lists, made available in a traditional manner in scientific publications, has always represented a problem. These lists are invariably limited to a few taxonomic groups and do not represent up-to-date knowledge of all species and classifications. In this context, the Brazilian megadiverse fauna is no exception, and the Catálogo Taxonômico da Fauna do Brasil (CTFB) (<http://fauna.jbrj.gov.br/>), made public in 2015, represents a database on biodiversity anchored on a list of valid and expertly recognized scientific names of animals in Brazil. The CTFB is updated in near real time by a team of more than 800 specialists. By January 1, 2024, the CTFB compiled 133,691 nominal species, with 125,138 that were considered valid. Most of the valid species were arthropods (82.3%, with more than 102,000 species) and chordates (7.69%, with over 11,000 species). These taxa were followed by a cluster composed of Mollusca (3,567 species), Platyhelminthes (2,292 species), Annelida (1,833 species), and Nematoda (1,447 species). All remaining groups had less than 1,000 species reported in Brazil, with Cnidaria (831 species), Porifera (628 species), Rotifera (606 species), and Bryozoa (520 species) representing those with more than 500 species. Analysis of the CTFB database can facilitate and direct efforts towards the discovery of new species in Brazil, but it is also fundamental in providing the best available list of valid nominal species to users, including those in science, health, conservation efforts, and any initiative involving animals. The importance of the CTFB is evidenced by the elevated number of citations in the scientific literature in diverse areas of biology, law, anthropology, education, forensic science, and veterinary science, among others.

KEY WORDS. Biodiversity, knowledge management, taxonomy, web services, zoology.

*“No name, no information, wrong name, wrong information”
Attributed to Meredith Lane (Botanist) in Brooks, Hoberg, and Boeger (2019)*

The biosphere is characterized as a high-level complex network whose attributes represent emergent properties arising from the nature of the interactions between species. The functioning of the biosphere is directly related to the organization of these networks and subnetworks, which determines the degree of resilience of communities subjected to environmental changes, such as the disturbances imposed by humans or resulting from present and future climate changes (Solé and Levin 2022). Therefore, understanding the functioning of a complex system at various levels of biological diversity (e.g., individuals, populations, communities, and ecosystems) depends on our knowledge of the units that make up each of the vertices (or actors) of the network at each level of complexity. The planning of programs and actions for human, animal, and plant health, environmen-

tal conservation, and even biotechnological developments requires the knowledge of these actors (Valdecasas and Camacho 2003, Wheeler et al. 2012, Thomson et al. 2018). In biological systems, these actors represent the fundamental elements of the evolutionary process that shape the structure and functioning of communities, ecosystems, and the biosphere (Wheeler et al. 2012). Recognizing the identity and boundaries of the species involved in these interactions is the responsibility of taxonomists. The assignment of names to these entities is governed by rules and conventions (ICNZ 1999). Taxonomists are trained to recognize this fundamental unit of biological systems using traditional methods, such as comparative morphology, or more recent methods, such as geometric morphometry, phylogenetic, phylogeography, and genomics. Species are biological entities that result from

evolutionary changes (heritable information) that have accumulated since the appearance of life on the planet. These accumulated changes not only characterize a species but also its ability to survive environmental challenges (Agosta and Brooks 2020). Today, the planet may host more than 8.5 million species that interact in an extensive network, defining the structure and functioning of the biosphere (Mora et al. 2011).

Species are named according to the rules of nomenclature specific to the group in question, but all originate from the Linnean Binomial System (Linné 1758). The Linnean classification system is hierarchical and was created for the sole purpose of cataloging life on Earth. However, today, the system of classification is strongly centered on the evolutionary relationships of species and therefore carries fundamental informative content for understanding and planning for the maintenance of the biosphere. Thus, the contextualization of the phylogenetic relationships of species at higher hierarchical levels informs about their history, nature, ecology, and ability to resolve conflicts and survive challenges (Agosta and Brooks 2020).

Taxonomy is a living and dynamic science, much more important than many believe, being able to question pre-existing hypotheses (e.g., species delimitation, classification), detect errors, and correct them, thereby increasing the informative content of scientific names and their hierarchical contextualization. Taxonomy is increasingly necessary in the face of challenges associated with the mass extinction of the Anthropocene (Dubois 2003). Precisely because of the dynamic structure of taxonomy and classifications, the reduced temporal completeness and taxonomic accuracy of lists made available in a traditional manner in scientific journals has been a challenge for activities requiring updated information (Conix et al. 2021, Hobern et al. 2021). Furthermore, lists published in scientific journals are static (cross-sectional) and often limited to one or a few better-known taxonomic groups.

Errors in taxonomy, especially those associated with the use of invalid names (e.g., junior synonyms) and incorrect determination of species, may result in mistaken decisions in cascade in their application, which include scientific research, conservation and management programs, assignment of their level of threat, recognition of the native-invasive status, regulations, judicial decisions, among others (Bortolus 2008, Directorate-General for Environment (European Commission) et al. 2022). Hence, the availability of a validated, taxonomically inclusive, and updated species list is of extreme importance to environmental decisions and

regional planning. The offer of taxonomic tools in association with the validated species list, such as keys, descriptions, photographs, and illustrations, should increase the ability of users to correctly perform species determination and have access to corresponding information on its biological and distributional data. This is particularly significant in megadiverse countries, such as Brazil, and will soon be implemented in the CTFB.

Paradoxically, worldwide impediments in taxonomy, especially the loss of specialists in diverse groups, pose an immeasurable risk to our ability to understand, describe, and manage nature (Giangrande 2003, Raposo et al. 2021). Besides this and other reasons (Agnarsson and Kuntner 2007), taxonomic impediment seems to be associated also with a ruling of the International Code for Zoological Nomenclature, which indicates that the original descriptions of a species do not need to be cited (Agnarsson and Kuntner 2007, Wägele et al. 2011). As a rule, while the species name (and associated authorship) is cited in many studies (sometimes thousands of times), studies containing the original description do not receive similar recognition (Agnarsson and Kuntner 2007). Consequently, in a society dominated by bibliometrics (e.g., impact factor, number of citations) and lack of credit, the science of taxonomy has become unattractive to young researchers with a drastic reduction in the number of taxonomists in various groups. Without a strong taxonomy and dynamic, widely available database of the elements of the biosphere (i.e., species), we cannot adequately intervene environmentally, especially during critical times such as those that follow (Thomson et al. 2018, Vogel Ely et al. 2017, Löbl et al. 2023).

The Catálogo Taxonômico da Fauna do Brasil (CTFB, available at: <http://fauna.jbrj.gov.br/>) may help mitigate the above-mentioned impediments. The CTFB makes animal biodiversity information fully available to the public, scientists, and decision makers. The Catálogo is an initiative inspired and based on the experience and online system of the Flora e Funga do Brasil, also hosted in Jardim Botânico do Rio de Janeiro (JBRJ). Additionally, the CTFB is one of the key components of the Sistema Brasileiro de Biodiversidade (SiBBR), a project of the Ministério de Ciência, Tecnologia e Inovação (MCTI). The MCTI and the Ministério de Meio Ambiente (MMA) provided initial funding for this initiative, with resources from the Federal Government of Brazil and the Global Environment Fund (GEF). The CTFB, the Flora e Funga do Brasil, and two emerging initiatives – the Lista de Microorganismos do Brasil and the Lista de Fósseis do Brasil – compose the basis for the future Catálogo da Vida

do Brasil (CVB). The CVB will integrate these lists into a single comprehensive system, magnifying the usefulness of the information on the biodiversity of the country.

Annotated lists of species, revised in near-real-time, in association with elements of their distribution, ecology, and nomenclature, represent up-to-date fundamental tools for all professionals involved in studies in biology, medicine, veterinary, agriculture, government, regulations, and biotechnology (Borsch et al. 2020, Brazilian Flora Group 2021). Broad and public access to information about Brazilian biodiversity and ecosystems also contributes to the appreciation of biological diversity in society. The public can search for species that occur in their states or habitats of interest, whereas researchers, students, and consultants can assess the distribution and nomenclature of their work. In addition, managers and decision makers from various institutions, public or private, can use the system as a basis for the application and development of laws and resolutions of governmental institutions. Furthermore, validated species lists such as the CTFB and CVB can provide information on outdated species determination of specimens of museum collections and allow automatic detection and correction of biodiversity databases (e.g., correction of distributional data from secondary species lists such as invasive species). Tools are still required to allow real-time integration among biodiversity databases in Brazil; however, initiatives such as DarwinCoreJson (Pinheiro and Dalcin 2024) are likely to be incorporated into the infrastructure in the near future.

The genesis of the CTFB dates to 2010, with the establishment of SciELO Biodiversity, a project funded by the Fundação de Amparo a Pesquisa do Estado de São Paulo (FAPESP) and led by Hussam Zaher, Director of the Museu de Zoologia da Universidade de São Paulo (MZUSP), and Abel Packer, Director of the Scientific Electronic Library Online (SciELO). The SciELO Biodiversity project was developed within a network formed by the Biodiversity Heritage Library (BHL) and SciELO, originally designed to create a system for managing scientific information sources in biodiversity.

The primary goal of integrating SciELO Biodiversity and CTFB was to provide a novel and robust platform for the development of information and scientific knowledge infrastructure in biodiversity for Brazil. In this context, CTFB is a natural extension of SciELO Biodiversity, offering verified information on the scientific names used in systems dealing with Brazilian biodiversity.

The SciELO Biodiversity Program facilitated the conception of the first version of the biodiversity information network structure, enabling interoperability between spe-

cies lists and other biodiversity information systems (e.g., GIBIF, SiBBR, Flora, and Funga). This model proposal was presented to a group of 28 experts in the field during the “First Workshop for the Development of the Taxonomic Catalog of Brazilian Fauna Species,” held on June 13, 2012, in São Paulo (Fig. 1). This workshop, organized through resources from the SciELO Biodiversity Program, marked the inception of the CTFB and set the foundation for the program’s structural framework. A general coordination nucleus was established, comprising Hussam Zaher, José Albertino Rafael, and Walter A. Boeger, representing the major knowledge areas of Vertebrates, Hexapoda, and Non-Hexapoda Invertebrates, respectively. Later, Dr. Rafaela C. Forzza, coordinator of the Flora e Funga do Brasil, joined the coordinating nucleus when the CTFB was incorporated into the biodiversity information infrastructure at Jardim Botânico do Rio de Janeiro (JBRJ) (Ministério do Meio Ambiente (MMA), Brazil) under her charge. The initial CTFB group also included other participants from the First Workshop as Coordinators of the Major Animal Groups addressed in the Catalogue.

Other meetings of the organizing group followed, including two organizational meetings. One, that occurred in Rio de Janeiro, at the JBRJ in September 11, 2013 with representatives of the Ministério do Meio Ambiente (MMA), Ministério da Ciência e Tecnologia e Inovação Tecnológica (MCTI), Instituto Chico Mendes de Conservação da Biodiversidade (ICMBio) and JBRJ. The second one, in Brasília from May 12 to 14, 2015 (Fig. 2), was organized with 36 taxa coordinators to discuss the final preparations for the launch of the online system. These preparations included the definition of the team of specialists and coordinators for each major taxon, deadlines, and goals. Initially, the goal of the project was to compile a list of valid species names of animals to be completed by the public launching of the CTFB. After this meeting, since June 2015, Michel P. Valim joined the coordination committee, bringing his expertise from the taxa he coordinated (insects and mites ectoparasites) to help with other biological groups, and serving as a liaison with the IT team to solve problems with the platform, moving the project forward. On December 21, 2015, in Brasília, a public search site was launched. At the time of launch, the database consisted of more than 116 thousand validated names of animals occurring in Brazil, and introduced and domesticated species were not accounted for.

Due to limited funding for improvements and assistantships, CTFB is mostly supported by voluntary work by taxonomists. It is this group of scientists that maintains



Figure 1. Participants of the First Workshop for the Development of the Catálogo Taxonômico da Fauna do Brasil, held on June 13th, 2012, in São Paulo. Numbers on the photograph refer to the zoologists and collaborators present in the meeting. 1. Mariana Galera; 2. Marcelo Roberto de Souto Melo; 3. Cristiano de Campos Nogueira; 4. Giuseppe Puerto; 5. João Paulo Pena Barbosa; 6. Renato Silveira Bérnils; 7. Marcelo Duarte; 8. Abel Packer; 9. Magno Vicente Segalla; 10. Rafaela C. Forzza; 11. Marcela Laura Monné Freire; 12. Alexandre Reis Percequillo; 13. Simone C. Cohen; 14. Luiz Ricardo Lopes de Simone; 15. Rodney R. Cavichioli; 16. Carlos José Einicker Lamas; 17. Hussam El Dine Zaher; 18. Walter A. Boeger; 19. Adriano Brihante Kury; 20. Cristiana S. Serejo; 21. José Eugênio Grillo; 22. Marcos Domingos Siqueira Tavares; 23. Renato Gregorin.

lists of specific taxa under their responsibility. Presently, the management design for the CTFB is organized by coordinators of large groups (i.e., Chordata, Invertebrates except for Arthropoda, Hexapoda, and Arthropoda, except for Hexapoda), each managing sub-coordinators of subordinated taxa. These latter coordinate all authors of specific taxa. In general, this management system has been effective in providing an effective and rapid update of the taxonomic and ecological information on most major taxa, with few exceptions. All contributing taxonomists (more than 800 at this time (see Boeger and Valim 2024) have been invited at some point, according to the demand, but the CTFB is open to all specialists in different groups of animals interested in collaboration. The CTFB is strongly based on the community efforts of scientists who recognize the importance of an updated species list of the fauna of Brazil.

The CTFB is licensed under the CC (<https://creativecommons.org/licenses/by/4.0>). The system comprises a public consulting page (<http://fauna.jbrj.gov.br/>) and a workspace area for associated specialists. Searches can be performed on

the public consulting page with a combination of keywords, varying from taxonomy, biology, and distribution. In contrast, the workspace provides administrative and database resources for coordinators and taxonomists. Furthermore, the complete database of the CTFB is also provided through the IPT (Integrated Publishing Toolkit; https://ipt.jbrj.gov.br/jbrj/resource?r=catalogo_taxonomico_da_fauna_do_brasil). The data retrieved from the public consultation page reflect the real-time data available in the CTFB. The data provided by the IPT are updated monthly and presented in the Darwin Core format (Wieczorek et al. 2012).

The inclusion of a species name in the CTFB is preferably based on the following criteria: (1) type specimens whose type locality is in Brazil; (2) data from literature and scientific collections (e.g., indexed scientific publications, testimonial material in scientific collections; genetic identity based on sequences deposited in an online database); and 3) other types of records (e.g., photographs, slides, and non-indexed publications) at the discretion of the coordinator and the team of specialists.



Figure 2. Group photo of CTFB coordinators involved in the meeting from 12th to 14th on May 2015 in Brasília, Brazil, at the Ministério de Meio Ambiente (MMA). Numbers on the photograph refer to the zoologists and collaborators present in the meeting. 1. Adriano Brilhante Kury; 2. Martin Lindsey Christoffersen; 3. Renato Silveira Bérnils; 4. Wolmar Benjamim Wosiacki; 5. Michel P. Valim; 6. Luis Fábio Silveira; 7. Éliçon Fabricio Bezerra Lima; 8. Ângelo Parisi Pinto; 9. Jocélia Grazia; 10. André Esteves; 11. Keila Elizabeth Mafadem Juarez; 12. Guilherme Muricy; 13. Leandro Manzoni Vieira; 14. Fernando Carbayo; 15. Otto Müller P. Oliveira; 16. Naércio Aquino Menezes; 17. Magno Vicente Segalla; 18. Hussam El Dine Zaher; 19. Alexandre Reis Percequillo; 20. Marcelo Roberto de Souto Melo; 21. Walter A. Boeger; 22. Cristiana S. Serejo; 23. Marcela Laura Monné Freire; 24. Frederico Falcão Salles; 25. Simone C. Cohen; 26. Mirna Martins Casagrande; 27. Antonio Arno-vis Agudelo Rondôn; 28. Reginaldo Constantino; 29. Daniela Maeda Takiya; 30. Fernando Zagury Vaz-de-Mello; 31. José Albertino Rafael; 32. Márcio Luiz de Oliveira; 33. Cleide Costa; 34. Douglas Zepellini Filho; 35. Marcos Gonçalves Lhano; 36. Renato Gregorin; 37. Allan Paulo Moreira dos Santos.

Since 2015, additional data inputted by the zoologists involved in the CTFB has resulted not only in the increase in the number of validated species of animals in Brazil but also in additional nomenclatural (e.g., synonyms), ecological, and distributional data. A synthesis of the current species richness of many taxonomic groups of Brazilian fauna is presented herein and in associated articles in this new section of *Zoologia*, focusing on subordinate groups.

The database analyzed herein was extracted on January 1, 2024, though the IPT-GBIF (Integrated Publishing Toolkit, Brazilian Zoology Group 2023). The taxa used herein do not necessarily reflect recent changes in animal classification (e.g., Acanthocephala is presently considered a member of Rotifera or Syndermata – Dunn et al. 2014, Sielaff et al. 2016; Sipuncul-

ida and Echiura are considered members of Annelida – Struck et al. 2007). The list includes mostly native species with only a limited number of introduced, invasive, or domesticated species. Manipulation of the database was processed in R (R Core Team 2021) using RStudio (RStudio Team 2020).

By January 1, 2024, the CTFB compiled 133,691 nominal species, with 125,138 considered valid (Table 1). Most of the valid species are arthropods (82.3% with more than 102,000 species) and chordates (7.69% with over 11,000 species). These taxa are followed by a cluster composed of Mollusca (3,567 species), Platyhelminthes (2,292 species), Annelida (1,833 species), and Nematoda (1,447 species). All remaining groups have less than 1,000 species reported in Brazil, with Cnidaria (831 species), Porifera (628 species),

Table 1. Number of known valid nominal species in Brazil according to the Catálogo Taxonômico da Fauna do Brasil (CTFB) followed by the approximate percentage of increase (+) or decrease (–) from the estimations of Lewinsohn and Prado (2015) (third column), and estimated known number of species in the world by Chapman (2009).

Taxon	CTFB (until January 1 st , 2024)	Brazil (Lewinsohn and Prado 2005)	World (Chapman 2009)
Acanthocephala	71 (+42%)	30–50	1,150
Acoelomorpha	33	–	–
Annelida	1,833 (+67%)	1,000–1,100	17,763
Arthropoda	102,931 (-13%)	88,790–118,290	1,141,139
Brachiopoda	3 (-25%)	4	~350
Bryozoa	520 (+83%)	284	–
Chaetognatha	25 (+39%)	18	~70
Chordata	9,617 (+34%)	7,120–7,150	64,788
Cnidaria	831(+76%)	470	9,795
Ctenophora	14 (+600%)	2	~100
Echinodermata	348 (+6%)	329	7,003
Echiura	7 (-22%)	9	~140
Entoprocta	17 (+70%)	10	~150
Gastrotricha	87 (+26%)	69	~400
Kinorhyncha	5 (+400%)	1	~150
Loricifera	1	0	~100
Mollusca	3,567 (+19%)	2,400–3,000	~85,000
Nematoda	1,447 (-50%)	1,280–2,880	Up to 25,000
Nematomorpha	16 (+33%)	12	~240
Nemertea	39 (-0.9%)	43	~900
Onychophora	23 (+475%)	4	165
Pentastomida	17	–	~130
Phoronida	4 (+100%)	2	16
Placozoa	1	0	1
Platyhelminthes	2,292 (-0.3%)	1,040–2,300	20,000
Porifera	628 (+57%)	300–400	~6,000
Priapulida	1	1	17
Rotifera	606 (+33%)	457	~2,000
Sipuncula	39 (+30%)	30	–
Tardigrada	95 (+42%)	67	~750
Total	125,138		

Rotifera (606 species), and Bryozoa (520 species), representing those with more than 500 species.

Uncovering the global and regional richness of animal species is not a simple task. Taxonomists have described new entities they call species, and have arranged them into meaningful classifications for more than 250 years worldwide. However, except for those groups that are more attractive to scientists (aesthetically, ecologically, or economically), we are far from revealing a significant portion of the global biodiversity. Hence, efforts to discover species that are yet unknown to science have been greatly asymmetric over time, geography, and taxonomic groups.

The resulting list of each taxonomic group of animal species in Brazil, assembled at the CTFB, is no exception. In general, the number of species registered in the CTFB is higher than previous estimates of known species, such as those provided by Lewinsohn and Prado (2005) (Table 1) – except for Arthropoda, Echiura, Nematoda, Nemertea, and Platyhelminthes. This difference reflects descriptions published from 2005 (date of publication of Lewinsohn and Prado 2005) onward as well as the efforts of the CTFB team in recovering all records of species in the literature. This literature review led many groups (megadiverse or not) to compile their diversity in Brazil for the first time.

The systematic update of the list of valid species within the CTFB is an exceptional opportunity to continuously evaluate estimations of species richness in Brazil.

For instance, analyses of species richness and distribution among states strongly suggest that our knowledge of the biodiversity of the country is still limited, except for most groups of Chordata. This poses a major problem as discussed by (Costello et al. 2013): “Can we describe all species before they become extinct?”

Analysis of the CTFB database can facilitate and guide efforts towards the discovery of new species in Brazil, but it is also fundamental in providing the best-available list of valid species to users, including those in science, health, conservation efforts, biotechnology, agricultural sciences, and any other initiative involving animal species. Current efforts in these areas are based on incomplete and non-validated biodiversity catalogues (Mora et al. 2011). The agility of a continuously validated taxonomic list (and the corresponding information) is fundamental for providing important data on species identity for either species-based or community-based initiatives (Ely et al. 2017). Changes in the classification and delimitation of species can be rapidly implemented in the CTFB, which may immediately induce improvements in research, red lists, legislation, and conservation efforts for the involved species (Feijó and Brandão 2022). This is especially significant considering that modern taxonomy is heavily rooted in evolution and phylogeny, and that a name carries more information than just an identity (Wheeler et al. 2012, Brooks et al. 2019).

A rapid search of the literature emphasizes the importance of the CTFB in many of the previously mentioned areas. The CTFB has been cited approximately 960 times since 2015, according to Google Scholar (accessed on November 23, 2023), in scientific papers and theses in diverse areas of biology and others. For instance, the CTFB has supported the discovery of new animal taxa and inventories (Victorino et al. 2023, Zatti et al. 2023), and taxonomic reviews including the articles in this journal section.

Examples of the importance of the CTFB in revealing the richness of species of the Brazilian fauna are the present knowledge on Mollusca and Diptera (Hexapoda). The integrated and collaborative efforts of specialists within the CTFB increased by approximately 40% of species in Mollusca (Machado et al. 2023) and almost 50% in the number of valid species of Diptera reported by the specialized publications of “A catalogue of the Diptera of the Americas South of the United States” (e.g., Secretaria da Agricultura do Estado do São Paulo 1966, Pont 1974, Wirth 1974, and others). Further-

more, CTFB has supported studies on taxonomy (Santos et al. 2020) and phylogeny (Biffi et al. 2022, Schuster and Machado 2023), ecology (Pompeo et al. 2023), phylogeography (Nunes Freire Lima 2023), biogeography (Dias 2020), interactions (dos Santos Azevedo et al. 2018, Carvalho 2020, da Silva Biz et al. 2022), invasive species (Santos 2023b), and conservation (Correa et al. 2019, Bustamante et al. 2023). The amplitude of interest in the CTFB has also been observed in studies on anthropology (Santos et al. 2023a), pest control (Pantoja et al. 2023), education (Santana et al. 2023), forensic science (Silva et al. 2023), health (Feijó Almeida 2023), pest management (Torrez 2022), law (de Santana Silva et al. 2022, Jaruche Neto 2021), and architecture (Junqueira and Sucena 2021). Furthermore, the CTFB is an open and efficient tool in Brazil that provides curated and validated information to many additional biodiversity systems, such as the SiBBR (<https://www.sibbr.gov.br/>) and the Global Biodiversity Information Facility (GBIF) (<https://www.gbif.org/>).

Until this series of published papers within the newly dedicated section of *Zoologia*, only three publications analyzed the complete database of particular animal groups derived from the CTFB in assorted journals (Santos et al. 2020, Duarte and Lecci 2023, Machado and Martins 2023). Submission of manuscripts based on the database on animal diversity provided by the CTFB is welcome and encouraged.

ACKNOWLEDGMENTS

I would like to express our gratitude to all the specialists and coordinators who, despite their valuable contributions to the CTFB, have chosen not to be included as co-authors in this article. Financial or technical support was provided by the Ministério de Meio Ambiente, Ministério de Ciência, Tecnologia e Inovação, the Jardim Botânico do Rio de Janeiro, Scielo Brazil. Special thanks go to Abel Packer, Eduardo Dalcin (JBRJ), and the IT team of COPPETEC/UFRJ.

LITERATURE CITED

- Agnarsson I, Kuntner M (2007) Taxonomy in a Changing World: Seeking Solutions for a Science in Crisis. *Systematic Biology* 56: 531–539. <https://doi.org/10.1080/10635150701424546>
- Agosta SJ, Brooks DR (2020) *The Major Metaphors of Evolution: Darwinism Then and Now (2)*. Springer International Publishing, Cham. <https://doi.org/10.1007/978-3-030-52086-1>

- Biffi G, Leschen RA, Hsiao Y, Daniel GM, Casari SA (2022) The systematics of Dymorphocerinae (Cantharidae) based on larvae. *Insect Systematics & Evolution* 54: 312–347. <https://doi.org/10.1163/1876312X-bja10041>
- Boeger W, Valim MP (2024) Brazilian Zoology Group 2023. <https://doi.org/10.5281/zenodo.10491755>
- Borsch T, Berendsohn W, Dalcin E, Delmas M, Demissew S, Elliott A, et al. (2020) World Flora Online: Placing taxonomists at the heart of a definitive and comprehensive global resource on the world's plants. *Taxon* 69(6): 1311–1341. <https://doi.org/10.1002/tax.12373>
- Bortolus A (2008) Error cascades in the biological sciences: the unwanted consequences of using bad taxonomy in ecology. *AMBIO: A Journal of the Human Environment* 37: 114–118. [https://doi.org/10.1579/0044-7447\(2008\)37\[114:ECITBS\]2.0.CO;2](https://doi.org/10.1579/0044-7447(2008)37[114:ECITBS]2.0.CO;2)
- Brazilian Flora Group (2022) Brazilian Flora 2020: Leveraging the power of a collaborative scientific network. *Taxon* 71(1): 178–198. <https://doi.org/10.1002/tax.12640>
- Brazilian Zoology Group (2024) Catálogo Taxonômico da Fauna do Brasil. Version 1.9. <https://doi.org/10.15468/c4cauy>
- Brooks DR, Hoberg EP, Boeger WA (2019) The Stockholm Paradigm: Climate Change and Emerging Disease. University of Chicago Press, Chicago, 400 pp.
- Bustamante MM, Calaça FJS, Pompermaier VT, da Silva MRSS, Silveira R (2023) Effects of land use changes on soil biodiversity conservation. In: *Sustainability Challenges of Brazilian Agriculture: Governance, Inclusion, and Innovation*. Springer, 125–143.
- Carvalho APC (2020) Reconhecimento e teste de preferência de plantas hospedeiras de *Omophoita octoguttata* (Fabricius, 1775) (Chrysomelidae, Galerucinae, Alticini). Universidade Federal da Fronteira Sul, Licenciatura em Ciências Biológicas, Realeza, 25 pp.
- Chapman AD (2009) Numbers of Living Species in Australia and the World. Department of the Environment, Walter, Heritage and the Arts, Canberra, 82 pp.
- Conix S, Garnett ST, Thiele KR, Christidis L, van Dijk PP, Bánki OS, et al. (2021) Towards a global list of accepted species III. Independence and stakeholder inclusion. *Organisms Diversity & Evolution* 21: 631–643. <https://doi.org/10.1007/s13127-021-00496-x>
- Correa CM, Puker A, Lara MA, Rosa CS, Korasaki V (2019) Importance of urban parks in conserving biodiversity of flower chafer beetles (Coleoptera: Scarabaeoidea: Cetoniinae) in Brazilian Cerrado. *Environmental Entomology* 48: 97–104. <https://doi.org/10.1093/ee/nvy176>
- Costello MJ, May RM, Stork NE (2013) Can we name earth's species before they go extinct? *Science* 339: 413–416. <https://doi.org/10.1126/science.1230318>
- da Silva Biz L, Cascaes MF, Luciano BFL, Preuss G, Bôlla DAS, Graciolli G, Carvalho F (2022) Parasitic interactions between bats (Mammalia: Chiroptera) and flies (Insecta: Diptera) in the intersection area of temperate and tropical climates in Brazil. *Studies on Neotropical Fauna and Environment* 57: 291–300. <https://doi.org/10.1080/01650521.2020.1869490>
- de Santana Silva D, Marques MM, Cerewuta PMM (2022) Posse Ilegal de Animais Silvestres no Brasil. *Facit Business and Technology Journal* 2: 98–114.
- Dias ES (2020) Systematic and biogeography of Leptoceoridae (Trichoptera) with review of *Achoropsyche* Holzenthal, 1984. PhD Thesis, Universidade de São Paulo, Ribeirão Preto, 107 pp. <https://www.teses.usp.br/teses/disponiveis/59/59131/tde-17062021-185152/publico/tese.pdf>
- Directorate-General for Environment (European Commission), Hochkirch A, Casino A, Penev L, Allen D, Tilley L, Georgiev T, Gospodinov K, Barov B (2022) European Red List of insect taxonomists. Publications Office of the European Union. <https://data.europa.eu/doi/10.2779/364246> [Accessed: 01/03/2024]
- dos Santos Azevedo W, Abegg AD, De França DPF (2018) Predator-prey interaction between the snakes *Apostolepis ammodites* and *Psomophis joberti* (Snakes: Dipsadidae). *Herpetology Notes* 11: 263–265.
- Duarte T, Lecci LS (2023) A scientometric approach to the taxonomy of Brazilian Plecoptera: An overview of data. *Revista Brasileira de Entomologia* 67: e20230056. <https://doi.org/10.1590/1806-9665-rbent-2023-0056>
- Dubois A (2003) The relationships between taxonomy and conservation biology in the century of extinctions. *Comptes Rendus Biologies* 326: 9–21. [https://doi.org/10.1016/S1631-0691\(03\)00022-2](https://doi.org/10.1016/S1631-0691(03)00022-2)
- Dunn CW, Giribet G, Edgecombe GD, Hejnol A (2014) Animal phylogeny and its evolutionary implications. *Annual Review of Ecology, Evolution, and Systematics* 45: 371–395. <https://doi.org/10.1146/annurev-ecolsys-120213-091627>
- Feijó A, Brandão MV (2022) Taxonomy as the first step towards conservation: an appraisal on the taxonomy of medium- and large-sized Neotropical mammals in the 21st century. *Zoologia* 39: e22007. <https://doi.org/10.1590/s1984-4689.v39.e22007>
- Feijó Almeida J (2023) Bioecologia de mosquitos (Diptera: Culicidae) e infecções verticais de arbovírus, em uma agrovilva na Amazônia brasileira. PhD Thesis, Instituto

- Nacional de Pesquisas da Amazônia, Manaus, 85 pp. <https://repositorio.inpa.gov.br/handle/1/39669>
- Giangrande A (2003) Biodiversity, conservation, and the 'Taxonomic impediment'. *Aquatic Conservation: Marine and Freshwater Ecosystems* 13: 451–459. <https://doi.org/10.1002/aqc.584>
- Hoeborn D, Barik SK, Christidis L, Garnett ST, Kirk P, Orrell TM, et al. (2021) Towards a global list of accepted species VI: The Catalogue of Life checklist. *Organisms Diversity & Evolution* 21: 677–690. <https://doi.org/10.1007/s13127-021-00516-w>
- ICNZ (1999) International Code of Zoological Nomenclature. International Commission on Zoological Nomenclature, London, 4th ed., 344 pp.
- Jaruche Neto A (2021) O tráfico de animais no Brasil: implicações jurídicas e obrigatoriedade da proteção ambiental. Universidade Presbiteriana Mackenzie, São Paulo, 85 pp. <https://dspace.mackenzie.br/items/fbfe112e-3f9e-4593-994b-60e3bc1c7dac>
- Junqueira MEB, Sucena F (2021) Centro de Tratamento a Animais Silvestres. Centro Universitário de Várzea Grande Faculdade de Arquitetura e Urbanismo, Várzea Grande, 65 pp. <https://www.repositoriodigital.univag.com.br/index.php/arquit/article/download/707/697>
- Lewinsohn TM, Prado PI (2005) How many species are there in Brazil? *Conservation Biology* 19: 619–624. <https://doi.org/10.1111/j.1523-1739.2005.00680.x>
- Linné C von (1758) *Systema naturae per regna tria naturae, secundum classes, ordines, genera, species, cum characteribus, differentiis, synonymis, locis*. Editio decima, reformata. G.E. Beer, Stockholm, 824 pp.
- Löbl I, Klausnitzer B, Hartmann M, Krell F-T (2023) The Silent Extinction of Species and Taxonomists – An appeal to science policymakers and legislators. *Diversity* 15: 1053. <https://doi.org/10.3390/d15101053>
- Machado FM, Miranda MS, Salvador RB, Pimenta AD, Côrtes MO, Gomes JAJ, et al. (2023) How many species of Mollusca are there in Brazil? A collective taxonomic effort to reveal this still unknown diversity. *Zoologia* 40: e23026 <https://doi.org/10.1590/S1984-4689.v40.e23026>
- Machado RJP, Martins CC (2023) The extant fauna of Neuroptera (Insecta) from Brazil: diversity, distribution and history. *Revista Brasileira de Entomologia* 66: e20220083. <https://doi.org/10.1590/1806-9665-RBENT-2022-0083>
- Mora C, Tittensor DP, Adl S, Simpson AGB, Worm B (2011) How Many Species Are There on Earth and in the Ocean? *Plos Biology* 9: e1001127. <https://doi.org/10.1371/journal.pbio.1001127>
- Nunes Freire Lima ILM (2023) Filogeografia da espécie *Subulo gouazoubira* (Mammalia: Cervidae) na Catinga. Faculdade de Ciências Agrárias e Veterinárias, Unesp, Jaboticabal, 126 pp. <https://repositorio.unesp.br/items/4564572e-616d-4bc9-9aaf-1af237a7a661>
- Pantoja KRP, Menezes EGO, de Oliveira DG, Pinheiro JML, Bezerra VMS, de Azevedo FFM, de Carvalho Júnior RN (2023) Bioactive phenolic compounds and biological activities of Mururé Bark (*Brosimum acutifolium*), a natural antioxidant. In: *Functional Food – Upgrading natural and synthetic sources*. IntechOpen, Rijeka. <https://www.intechopen.com/online-first/87873>
- Pinheiro H, Dalcin E (2024) edalcin/DarwinCoreJSON: segundo release para o Zenodo. <https://doi.org/10.5281/zenodo.10782707>
- Pompeo PN, Oliveira Filho LCI, Alexandre D, Lovatel AC, da Silva PM, Sousa JP, et al. (2023) How does the subtropical landscape configuration influence the ecomorphological traits and community composition of ground-dwelling beetles in southern Brazil? *Applied Soil Ecology* 189: 104949. <https://doi.org/10.1016/j.apsoil.2023.104949>
- Pont AC (1974) A catalogue of the Diptera of the Americas south of the United States. Family Anthomyiidae. A catalogue of the Diptera of the Americas south of the United States. Family Anthomyiidae. Available from: <https://www.cabdirect.org/cabdirect/abstract/19740517405> [Accessed: 18/12/2023]
- R Core Team (2021) R: A language and environment for statistical computing. Available from: <https://www.R-project.org>
- Raposo MA, Kirwan GM, Lourenço ACC, Sobral G, Bockmann FA, Stopiglia R (2021) On the notions of taxonomic 'impediment', 'gap', 'inflation' and 'anarchy', and their effects on the field of conservation. *Systematics and Biodiversity* 19: 296–311. <https://doi.org/10.1080/14772000.2020.1829157>
- RStudio Team (2020) RStudio: Integrated development for R. <http://www.rstudio.com>
- Santana CMB, dos Santos Calegari A, Carvalho GS, Soares JPR, de Almeida EAE, Jorge J, Franzolin F (2023) Local biodiversity: students' interests and perceptions, and teaching materials. *International Journal of Science Education*: 1–20. <https://doi.org/10.1080/09500693.2023.2263916>
- Santos APM, Dumas LL, Henriques-Oliveira AL, Souza WRM, Camargos LM, Calor AR, Pes AMO (2020) Taxonomic Catalog of the Brazilian Fauna: order Trichop-

- tera (Insecta), diversity and distribution. *Zoologia* 37: e46392. <https://doi.org/10.3897/zoologia.37.e46392>
- Santos SS (2023a) Uso de animais pelas populações tradicionais: um panorama da Etnozootologia no Brasil. Universidade Federal da Paraíba, João Pessoa, 146 pp. <https://repositorio.ufpb.br/jspui/handle/123456789/26716>
- Santos TG (2023b) Flutuação sazonal da mosca invasora *Drosophila nasuta* (Diptera, Drosophilidae) na Floresta Atlântica do Rio de Janeiro, Brasil. B.S. thesis, Universidade Federal de Pernambuco, 29 pp. <https://repositorio.ufpe.br/handle/123456789/49872>
- Schuster PA, Machado RJP (2023) Insights on the evolution of Ululodini (Insecta: Neuroptera: Myrmeleontidae: Ascalaphinae), focusing on the systematics of the genus *Ascalorphne* Banks, 1915. *Revista Brasileira de Entomologia* 66: e20220070. <https://doi.org/10.1590/1806-9665-RBENT-2022-0070>
- Secretaria da Agricultura do Estado do São Paulo (1966) Catalogue of the Diptera of the Americas South of United. Departamento de Zoologia, Secretaria da Agricultura, São Paulo, 843 pp. <https://doi.org/10.5962/bhl.title.110114>
- Sielaff M, Schmidt H, Struck TH, Rosenkranz D, Mark Welch DB, Hankeln T, Herlyn H (2016) Phylogeny of Syndermata (syn. Rotifera): Mitochondrial gene order verifies epizotic Seisonidea as sister to endoparasitic Acanthocephala within monophyletic Hemirotifera. *Molecular Phylogenetics and Evolution* 96: 79–92. <https://doi.org/10.1016/j.ympev.2015.11.017>
- Silva JOA, Brasil LS, Carvalho-Filho FS (2023) Flesh flies (Diptera: Sarcophagidae) of forensic importance collected from pig carcasses in the Cerrado of Northeastern Brazil. *Journal of Medical Entomology* 60: 272–281. <https://doi.org/10.1093/jme/tjad003>
- Solé R, Levin S (2022) Ecological complexity and the biosphere: the next 30 years. *Philosophical Transactions of the Royal Society B: Biological Sciences* 377: 20210376. <https://doi.org/10.1098/rstb.2021.0376>
- Struck TH, Schult N, Kusen T, Hickman E, Bleidorn C, McHugh D, Halanych KM (2007) Annelid phylogeny and the status of Sipuncula and Echiura. *BMC Evolutionary Biology* 7: 57. <https://doi.org/10.1186/1471-2148-7-57>
- Thomson SA, Pyle RL, Ahyong ST, Alonso-Zarazaga M, Ammirati J, Araya JF, et al. (2018) Taxonomy based on science is necessary for global conservation. *Plos Biology* 16: e2005075. <https://doi.org/10.1371/journal.pbio.2005075>
- Torrez AAA (2022) Avaliação da predação de sementes de *Aniba rosaeodora* Ducke e estratégias para o manejo integrado de pragas em viveiros, Manaus, Amazonas, Brasil. Instituto Nacional de Pesquisas da Amazônia, Manaus, 111 pp. <https://repositorio.inpa.gov.br/handle/1/38747>
- Valdecasas AG, Camacho AI (2003) Conservation to the rescue of taxonomy. *Biodiversity & Conservation* 12: 1113–1117. <https://doi.org/10.1023/A:1023082606162>
- Victorino BI, Pentead-Dias AM, Dias Filho MM (2023) New species and new records of Ichneumonidae (Hymenoptera) in Southeast Brazil. *Brazilian Journal of Biology* 83: e266746. Available from: <https://www.scielo.br/bjb/a/qqY6zPBNYhyfBfsjtN9m7Rj/?lang=en>
- Vogel Ely C, Bordignon SAL, Trevisan R, Boldrini II (2017) Implications of poor taxonomy in conservation. *Journal for Nature Conservation* 36: 10–13. <https://doi.org/10.1016/j.jnc.2017.01.003>
- Wägele H, Klussmann-Kolb A, Kuhlmann M, Haszprunar G, Lindberg D, Koch A, Wägele JW (2011) The taxonomist – an endangered race. A practical proposal for its survival. *Frontiers in Zoology* 8: 25. <https://doi.org/10.1186/1742-9994-8-25>
- Wheeler QD, Knapp S, Stevenson DW, Stevenson J, Blum SD, Boom BM, et al. (2012) Mapping the biosphere: exploring species to understand the origin, organization and sustainability of biodiversity. *Systematics and Biodiversity* 10: 1–20. <https://doi.org/10.1080/14772000.2012.665095>
- Wieczorek J, Bloom D, Guralnick R, Blum S, Döring M, Giovanni R, et al. (2012) Darwin Core: An Evolving Community-Developed Biodiversity Data Standard. *Plos One* 7: e29715. <https://doi.org/10.1371/journal.pone.0029715>
- Wirth WW (1974) A catalogue of the Diptera of the Americas south of the United States. 14. Family Ceratopogonidae. *Museu Zoologia, Universidade de São Paulo*, 89 pp.
- Zatti SA, Araújo BL, Adriano EA, Maia AA (2023) A new freshwater *Ceratomyxa* species (Myxozoa: Ceratomyxidae) parasitizing a sciaenid fish from the Amazon Basin, Brazil. *Parasitology International* 97: 102796. <https://doi.org/10.1016/j.actatropica.2017.02.006>

Submitted: January 18, 2024

Accepted: July 22, 2024

Editorial responsibility: Anderson Feijó

Author Contributions

WAB and MPV designed the study, analyzed the data, organized, and wrote the manuscript; HZ wrote the historical portion and revised the manuscript; JAR, RCF, ARP, CSS revised the manuscript. All the above authors have coordinated the teams of various major

groups of animals. These and the remaining authors are members of the Brazilian Zoology Group 2023, which was responsible for entering and validating classification and species names, also providing a review of the many versions of the manuscript.

Competing Interests

The authors have declared that no competing interests exist.

How to cite this article

Boeger WA, Valim MP, Zaher H, Rafael JA, Forzza RC, Per-

cequillo AR, Serejo CS, et al. (2024) Catálogo Taxonômico da Fauna do Brasil: setting the baseline knowledge on the animal diversity in Brazil. *Zoologia* 41: e24005. <https://doi.org/10.1590/S1984-4689.v41.e24005>

Published by

Sociedade Brasileira de Zoologia at Scientific Electronic Library Online (<https://www.scielo.br/zool>)

Copyright

© 2024 The Authors.