

# EFFECTS OF FRAGMENTATION ON *Thamnophilus stictocephalus* (AVES, THAMNOPHILIDAE) IN SEMIDECIDUOUS FOREST OF ALTER-DO-CHÃO, PARÁ

DANTAS, S. M.,<sup>1</sup> SANAIOTTI, T. M.<sup>2</sup> and ALBERNAZ, A. L. K. M.<sup>3</sup>

<sup>1</sup>Observadores de Aves de Pernambuco – OAP, Rua Prof. Augusto Lins e Silva, 668, apto. 1001, Setúbal, CEP 51030-030, Recife, PE, Brazil

<sup>2</sup>Instituto Nacional de Pesquisas da Amazônia – INPA-CPEC, C.P. 478, CEP 69011-970, Manaus, AM, Brazil

<sup>3</sup>Museu Paraense Emilio Goeldi, Campus de Pesquisa/Coordenação de Ciências da Terra e Ecologia, Av. Perimetral, 1901, CEP 66077-530, Terra Firme, Belém, PA, Brazil

Correspondence to: Sidnei de Melo Dantas, Rua Prof. Augusto Lins e Silva, 668, apto. 1001, Setúbal, CEP 51030-030, Recife, PE, Brazil, e-mail: smdantas@yahoo.com

Received October 1, 2003 – Accepted December 17, 2004 – Distributed August 31, 2005

(With 3 figures)

## ABSTRACT

Effects of fragmentation on biodiversity have received much attention in recent decades, as fragmentation can greatly reduce viable areas for living organisms. We studied its effect on *Thamnophilus stictocephalus* (Thamnophilidae), an understory bird, in semideciduous forest fragments in Alter-do-Chão, Santarém, Pará. We tested whether the density of *Thamnophilus stictocephalus* was a function of fragment size and shape, density of vegetation, or arthropod biomass. Density of *Thamnophilus* was positively related to fragment size, but not to the other factors analyzed. Arthropod biomass was positively related to fragment size. The density of *T. stictocephalus* in fragments was significantly higher than it was in continuous forest. Fragmentation processes had a pronounced effect on the relative density of *T. stictocephalus*.

*Key words:* fragmentation, forests, birds, Amazonia.

## RESUMO

### Efeitos da fragmentação sobre *Thamnophilus stictocephalus* (aves, Thamnophilidae) em florestas semidecíduas de Alter-do-Chão, Pará

Os efeitos da fragmentação sobre a biodiversidade têm recebido muita atenção nas últimas décadas, pelo fato de reduzirem, drasticamente, áreas viáveis para organismos vivos. Estudou-se o efeito da fragmentação de habitat sobre *Thamnophilus stictocephalus* (Thamnophilidae), uma ave de sub-bosque, em fragmentos de floresta semidecídua em Alter-do-Chão, Santarém, Pará. Testou-se a densidade de *Thamnophilus stictocephalus* como função de tamanho e forma de fragmentos, da densidade da vegetação de sub-bosque e da biomassa de artrópodes. A densidade de *Thamnophilus* foi positivamente relacionada ao tamanho de fragmentos e não foi relacionada significativamente aos outros fatores analisados. A biomassa de artrópodes foi positivamente relacionada ao tamanho de fragmentos. A densidade de *Thamnophilus stictocephalus* foi significativamente maior em fragmentos do que em floresta contínua. A fragmentação teve um efeito pronunciado na densidade relativa de *T. stictocephalus*.

*Palavras-chave:* fragmentação, florestas, aves, Amazônia.

## INTRODUCTION

Effects of forest fragmentation on biodiversity have been the focus of much research in recent decades. Fragmentation is thought to reduce and isolate populations of living organisms, leading to extinctions as population size is reduced (Metzger, 1999); however, in some cases, part of the biodiversity of a forest can be conserved for decades in small fragments (Turner & Corlett, 1996).

The reaction to forest fragmentation depends on the species or taxonomic group, as shown by research in forest fragments in central Amazonia. Fragmentation leads to a decrease in Euglossinae bees and parasitoid wasp richness (Didham *et al.*, 1996), and to the disappearance of ant-following birds and obligatory mixed-flock birds (Stouffer & Bierregaard, 1995b). Richness of some groups, such as frogs (Tocher, 1996) and small mammals (Malcolm, 1991) in central Amazonia increased in fragments. Other groups such as hummingbirds in central Amazonia (Stouffer & Bierregaard, 1995a) and frugivorous pigeons in Australia (Date *et al.*, 1991) did not suffer significant alteration in richness with fragmentation.

One of the main objectives in fragmentation research is to determine the principal factors that control its effects on communities. Fragment size is generally thought to be the most important parameter in explaining variation in species richness (Metzger, 1999). Fragment size explained richness variation in forest beetles in central Amazonia (Didham *et al.*, 1998), as well as forest bird richness in Australia and North America (Howe, 1984; Blake & Karr, 1987; Martin, 1988). Edge effects also affect the fragment community, and may be more important than fragment size, as in the case of Myrtaceae species mortality in fragments in central Amazonia (Ferreira & Laurance, 1997). Fragment shape effects are linked to edge effects because the more irregularly shaped fragments have relatively more edge habitat (Laurance & Yensen, 1991). Consequently, a large but irregularly shaped fragment does not necessarily contain sufficient interior forest habitat to maintain viability of edge-sensitive species populations.

Because different species respond in different ways to fragmentation, their natural history must be known to better predict fragmentation effects

(Bierregaard *et al.*, 1997). Birds are an abundant and diverse group in the tropics, of which the natural history is relatively well known, and have been used in many fragmentation studies (Blake & Karr, 1987; Date *et al.*, 1991; Stouffer & Bierregaard, 1995a, 1995b; Stratford, 1997, 1999; Zarette *et al.*, 2000).

*Thamnophilus stictocephalus* (Thamnophilidae), which has recently become separated from the *Thamnophilus punctatus* species (Isler *et al.*, 1997), inhabits dry forest edge from central Brazil to the Island of Marajó, in Pará State (Isler *et al.*, 1997). Small populations are found in dry forest fragments in Santarém, Pará (R. Cintra, pers. comm.), where they can remain for at least 5 years in the same fragment (Sanaiotti & Cintra, in press).

We investigated the extent to which relative density of *Thamnophilus stictocephalus* varied with fragment size and shape, vegetation density, and prey availability in Alter-do-Chão, Pará, and whether density varies between fragments and continuous forest.

## STUDY AREA

The study was conducted in the vicinity of Alter-do-Chão, a village in the Municipality of Santarém, Pará State, Brazil, between April and September 2000. The region lies between 2°30'10.3''S; 54°51'26.8''W and 2°32'28.8''S 54°57'26.5''W. Located on the right bank of Tapajós River, it lies north of Alter-do-Chão (Albernaz & Magnusson, 1999) and includes one of the largest patches of Amazonian savanna. Alter-do-Chão savannas differ from other Amazonian savannas because in one part of the area, called the Peninsula, the vegetation is mostly shrub, mainly Myrtaceae and Melastomataceae species, and young trees (Sanaiotti & Magnusson, 1995). In most of the area, grasses (*Paspalum carinata* and *Trachypogon plumosus*) have the highest cover (W. Magnusson, personal comm.). The frequent fires in the savanna affect the supply of fruits consumed by birds and occur during the breeding season of many avian species (Sanaiotti & Magnusson, 1995). There are over 60 fragments of semideciduous rain forest in the savanna, most of them varying in size from 2 to 66 ha, and two being larger (190 and 360 ha) (Albernaz, 2001; Bernard *et al.*, 2001).

*Dialium guianensis*, *Eschweilera* sp., *Vochysia* sp., and *Salacia* sp. are among the most common tree species in the fragments. In the fragments trees sometimes reach 25 to 30 m in height, and the understory has many palms (Albernaz & Magnusson, 1999).

Trail systems were made in 24 fragments, varying in size from 6 to 360 ha ( $45.41 \pm 83.18$ ), and in 8 continuous forest localities in the region of Alter-do-Chão. Each system consisted of four 250 m long parallel trails, separated by 50 m, and marked at 10 m intervals by metal tagging the trees. Some small fragments had only two or three trails. All trails were perpendicular to the fragment edge. There was one trail system in all but the two largest fragments (190 and 360 ha), which contained two systems each.

## METHODS

### *Relative Density of Thamnophilus stictocephalus*

To estimate the relative density of *T. stictocephalus*, censuses were made in 17 fragments and 3 continuous forest localities. The censuses started at 5:30 a.m., and two successive counts were done during the same morning. Birds were either located visually, using 10 × 20 binoculars, or along the trail system by their calls. Birds were counted at points located at 50 m intervals along the trails. The observer (Sidnei M. Dantas) remained for two minutes at each point, counting individuals seen or heard within 50 m of the trails, after which he walked to the next point to continue the census. Individuals heard while walking between points were also recorded.

To diminish the possibility of counting the same individual repeatedly, the trails used in the censuses were the most distant ones, which in the case of four-trail systems means the first and fourth trails, and in that of the three-trail system the first and third trails. Only the individuals counted on the side outside the trails were taken into account.

The apparent density for each count was calculated as the number of individuals divided by the sampled area, which was 2.5 ha. The apparent density in each fragment and continuous forest locality was the average of the two counts in each area.

### *Index of Thamnophilus stictocephalus from edge to the center of the fragments and continuous forest*

The apparent density of *T. stictocephalus* was determined from the edge of the fragments and in the continuous forest by dividing the trails in five 50 m long sections and estimating the density for each section. Counts were made only on the sides of the trail outside the plots, and only individuals within 50 m of the trail were included. For each trail system, the corresponding sections of the two trails were summed to calculate the final index of density. In very small fragments, in which the trails run from one side of the fragment to another, only the densities within 150 m of the start of the trails were estimated. For these plots, we took the average between the density in the first and the fifth sections and between the second and the fourth sections. Fragments and continuous forest areas in which the trails ran parallel to the edge were not analyzed.

### *Fragment area and shape index*

The area of fragments was measured from georeferenced Landsat TM5 images, and perimeters were measured from vectors of the fragments, after digitization (Albernaz, 2001).

The shape index (SI) indicates the degree of irregularity of fragment shapes, with the minimum value being one (for circular fragments). The greater the SI value is, the larger the perimeter fraction of the fragment/area, and the more irregular the shape. The SI was calculated as:

$$SI = \frac{P}{200[(\pi TA)^{0.5}]}$$

where:

SI = shape index; P = perimeter of fragment; TA = total area of fragment (Laurance & Yensen, 1991).

### *Density of understory and biomass of arthropods*

Density of understory vegetation was measured in the trail systems in 21 fragments and 8 continuous forest localities, using the checker-board method (Bibby & Burgess, 1997), in which a 1 m<sup>2</sup> sheet is held 1.5 m above the ground and 3 m from the observer. Density of understory vegetation was considered as the percentage of the sheet covered

by understory as estimated visually by the observer. Estimates were made every 20 m along two trails per fragment and, to minimize the effect of the trails, 5 m to one side of them. This resulted in an average of 12 estimates per trail.

Arthropods were sampled with sweep nets every 30 m along the trails and on two trails per area; this totaled 16 sampling stations in each fragment or continuous area. Between 8:00 and 10:00 am, collections were made 5 m from, and on one side of the trail in a 10 m<sup>2</sup> area in the understory. Arthropods were preserved in 70% alcohol; individuals from taxonomic categories not previously recorded as being eaten by *Thamnophilus* (Sick, 1997; Schubart *et al.*, 1965; Oniki, 1975), such as ants (Hymenoptera), stink bugs (Hemiptera), and very large arthropods (> 8 cm) were separated from the samples and not used in the analyses. Samples were weighed with 10 g scales, and the biomass at each location was considered as the total fresh weight of the samples in the total sampled area (160 m<sup>2</sup> per fragment or continuous forest plot).

#### Statistical analysis

A multiple regression analysis was used to determine if the apparent density of *Thamnophilus*

*stictocephalus* was related to the independent variables. Statistical analyses were done using the Systat 8.0 Program (Wilkinson, 1998). We estimated the arthropod biomass only in the wet season, to which analysis for this variable was restricted.

Multiple regressions between the independent variables were used to verify if the variables were influencing one another.

An analysis of variance (ANOVA) was used to determine if there were differences between the apparent density of *Thamnophilus* in fragments and continuous forest. A paired t-test was used to verify possible differences in the density of *Thamnophilus* between seasons.

A simple regression was used to determine if density varied with the distance from the edge.

## RESULTS

#### *Area and shape index of fragments, density of understory, and biomass of arthropods*

The density of *Thamnophilus* was positively related to fragment size ( $R^2 = 0.516$ ;  $n = 17$ ;  $p = 0.036$ ) (Fig. 1). There was no other significant relation between density of *Thamnophilus* and other variables (Appendix 1).

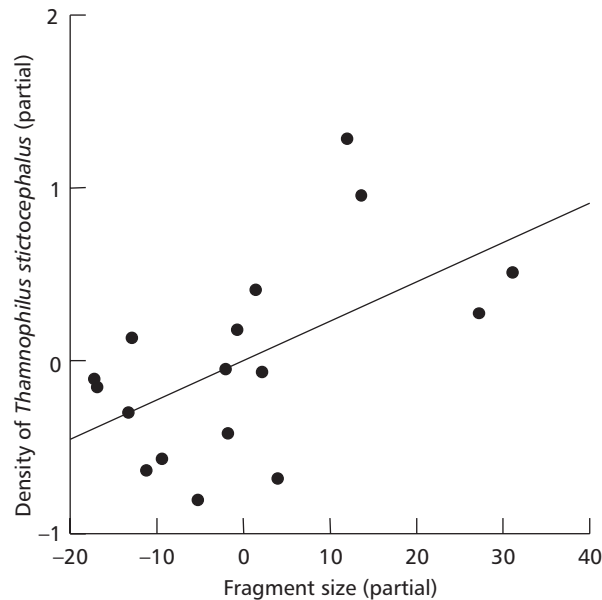


Fig. 1 — Partial fragment size X partial density of *Thamnophilus stictocephalus* in Alter-do-Chão.

Arthropod biomass was positively related to fragment size ( $R^2 = 0.696$ ;  $n = 17$ ;  $p = 0.001$ ) (Appendix 2, Fig. 2), being excluded from posterior analysis.

There was no other significant relation between the variables. A simple regression was made between the density of *Thamnophilus* and arthropod biomass; it showed no significant relation ( $R^2 = 0.180$ ;  $n = 17$ ;  $p = 0.090$ ).

**Comparison of apparent density of *Thamnophilus stictocephalus* between fragments and continuous forest, and from forest edge to its center**

The apparent density of *T. stictocephalus* was significantly greater in fragments than in continuous areas (ANOVA,  $F_{1,18} = 4.419$ ;  $p = 0.050$ ) (Fig. 3). The density was not related significantly to distance from the edge ( $R^2 = 0.040$ ;  $n = 59$ ;  $p = 0.127$ ).

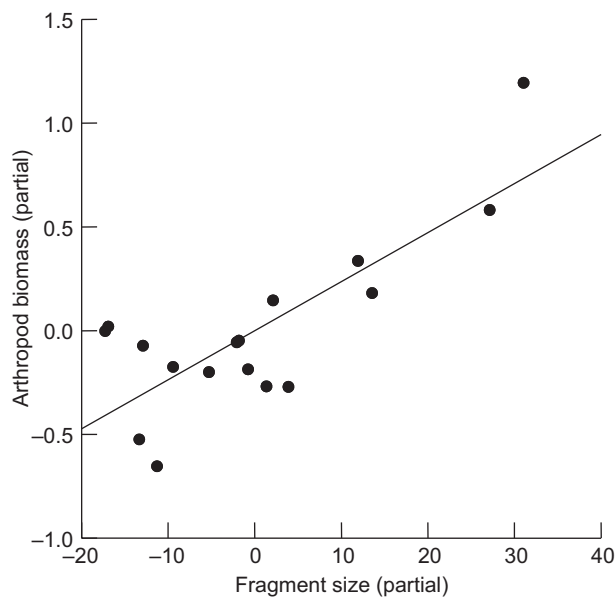


Fig. 2 — Partial fragment size X partial arthropod biomass in Alter-do-Chão.

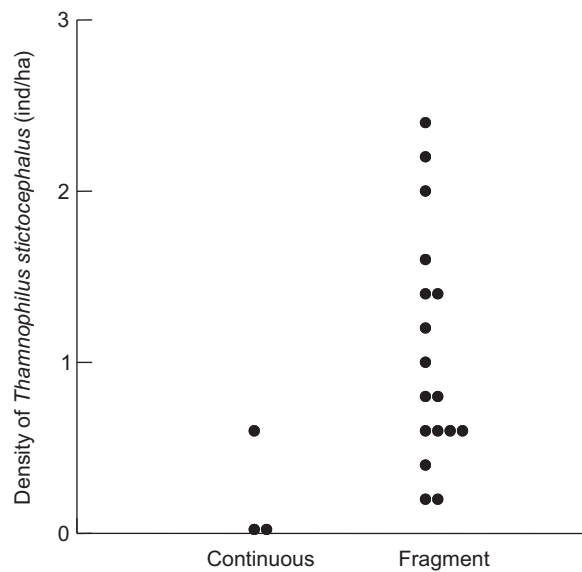


Fig. 3 — Density of *Thamnophilus stictocephalus* in continuous forest areas and in fragments.

## DISCUSSION

Fragment size, which was correlated with the density of *Thamnophilus*, is an important factor in influencing the density and richness of birds (Blake & Karr, 1987; Kilgo *et al.*, 1997; Stratford & Stouffer, 1999; Bellamy *et al.*, 2000). The density of *Thamnophilus* had a quadratic relation with fragment size, being greater in medium-sized fragments. The density in continuous forest was lower than it was in fragments. This could indicate that *Thamnophilus stictocephalus* is not a forest-based bird, and we can suppose that larger fragments, which should be more similar to continuous forest than the small fragments, have smaller populations than those of medium-sized fragments. However, few continuous areas were analyzed, and this result might not represent a general situation. According to Ridgely & Tudor (1994) and Isler *et al.* (1997), the species does not occur in continuous or tall forests, but only in low or dry woodlands.

Density of *T. stictocephalus* was not related to SI. The shape of fragments is a factor directly linked to edge effects, and according to Fahrig & Merriam (1994), population dynamics may differ between fragments of the same size, but with different proportions of edge areas. Many forest birds have lower densities in edge areas (Ortega & Capen, 1999; Rosenberg *et al.*, 1999). The density of *Thamnophilus stictocephalus* was not related to the distance from the edge of the analyzed areas. Thus, the amount of edge appears to be of little or no importance for this species. However, it never occurs far from the edges in tall-forest zones.

Density of understory vegetation was not significantly related to the density of *T. stictocephalus*, as it was not to any other variable (fragment size, shape index, and arthropod biomass). Perhaps the variation of density of understory was too small between the fragments to influence bird density, or it may even be of little importance in any case to *Thamnophilus stictocephalus*. In addition, *T. stictocephalus* could compensate for reductions in understory foraging area by exploring higher forest strata, which were not analyzed in this study.

Arthropod biomass was significantly related to fragment size. Arthropod richness and abundance can be directly affected by fragmentation processes, and sometimes abundance is greater in small

fragments because the edge is colonized by edge-habitat species (Didham *et al.*, 1996; Zarette *et al.*, 2000).

While our sampling of the arthropod biomass of showed no significant effect on the density of *T. stictocephalus*, arthropod availability is normally a crucial factor in the response of insectivorous birds to habitat fragmentation (Zarette *et al.*, 2000), and one study showed that it profoundly affected the seasonal variation of mixed-species bird flock sizes in a section of the Brazilian Atlantic forest (Develey & Peres, 2000). *Thamnophilus stictocephalus* is a territorial species that can survive for at least 5 years in the same territory (Sanaiotti & Cintra, in press). For this species, fragment size and habitat availability of may have a more important role than prey availability. However, the relation between their biomass and fragment size could mask the real role played by arthropods in the dynamic of the population of *Thamnophilus*.

Although *Thamnophilus stictocephalus* seems to be a forest edge bird, and thus its relative density may increase with fragmentation, this process can be also affect them negatively. In any case, the extent of fragmentation effects on this species requires further study.

*Acknowledgements* — Financial support for this research was provided by the *Conselho Nacional de Pesquisa* (CNPq). We thank the *Instituto Nacional de Pesquisas da Amazônia* (INPA) for the logistic support that made this research possible. We also thank Dr. William E. Magnusson for his comments on the text and on the results of this study, and anonymous reviewers who made important comments on the final text. An area of one fragment was granted access to by Enrico Bernard.

## REFERENCES

- ALBERNAZ, A. L. K. M., 2001, *Zoneamento da região de Alter do Chão, Pará: Um exercício de planejamento para uma unidade de conservação de uso direto*. Tese de Doutorado, Manaus, INPA/UA, 132p.
- ALBERNAZ, A. L. K. M. & MAGNUSSON, W. E., 1999, Home-range size of the bare-eared marmoset (*Callithrix argentata*) at Alter do Chão, Central Amazonia, Brazil. *International Journal of Primatology*, 20: 665-677.
- AMBUEL, B. & TEMPLE, S. A., 1983, Area-dependent changes in the bird communities and vegetation of southern Wisconsin forests. *Ecology*, 64: 1057-1068.
- ASKINS, R. A., PHILBRICK, M. J. & SUGENO, D. S., 1987, Relationship between the regional abundance of forest and the composition of forest bird communities. *Biological Conservation*, 39: 129-152.

- BELLAMY, P. E., ROTHERY, P., HINSLEY, S. A. & NEWTON, I., 2000, Variation in the relationship between numbers of breeding pairs and woodland area for passerines in fragmented habitat. *Ecography*, 23: 130-138.
- BERNARD, E., ALBERNAZ, A. L. K. M. & MAGNUSSON, W. E., 2001, Bat species composition in three localities in the Amazon basin. *Studies on Neotropical Fauna and Environment*, 36: 177-184.
- BIBBY, C. J. & BURGESS, N. D., 1997, *Bird Census Techniques*. University Press, Cambridge, 257 p.
- BIERREGAARD, R. O. Jr. *et al.*, 1997, Key priorities for the study of fragmented ecosystems, pp. 515-525. In: W. F. Laurance & R. O. Bierregaard (ed.), *Tropical forest remnants: ecology, management, and conservation of fragmented communities*. University of Chicago Press, Chicago, III, USA.
- BLAKE, J. G. & KARR, J. R., 1987, Breeding birds of isolated woodlots: area and habitat relationships. *Ecology*, 68: 1724-1734.
- DATE, E. M., FORD, H. A. & RECHER, H. F., 1991, Frugivorous pigeons, stepping stones, and weeds in northern New South Wales, pp. 241-245. In: D. A. Saunders & R. J. Hobbs (eds.), *Nature conservation 2: the role of corridors*. Chipping Norton, Surrey Beatty & Sons.
- DEVELEY, P. F. & PERES, C. A., 2000, Resource seasonality and the structure of mixed species bird flocks in a coastal Atlantic forest of southeastern Brazil. *Journal of Tropical Ecology*, 16: 33-53.
- DIDHAM, R. K., GHAZOUL, J., STORK, N. E. & DAVIS, A. J., 1996, Insects in fragmented forests: A functional approach. *Trends in Ecology and Evolution*, 11: 255-260.
- DIDHAM, R. K., HAMMOND, P. M., LAWTON, J. H., EGGLETON, P. & STORK, N., 1998, Beetle species responses to tropical forest fragmentation. *Ecological Monographs*, 68: 295-323.
- FAHRIG, L. & MERRIAM, G., 1994, Conservation of fragmented populations. *Conservation Biology*, 8: 50-59.
- FERREIRA, L.V. & LAURANCE, W. F., 1997, Effects of forest fragmentation on mortality and damage of selected trees in Central Amazonia. *Conservation Biology*, 11: 797-801.
- HERKERT, J. R., 1994, The effects of habitat fragmentation on Midwestern grassland bird communities. *Ecological Applications*, 4(3): 461-471.
- HOWE, R. W., 1984, Local dynamics of bird assemblages in small forest habitat islands in Australia and North America. *Ecology*, 65: 1585-1601.
- ISLER, M. L., ISLER, P. R. & WHITNEY, B. M., 1997, Biogeography and systematics of the *Thamnophilus punctatus* (Thamnophilidae) complex. *Ornithological Monographs*, 48: 355-381.
- KILGO, J. C., SARGENT, R. A., MILLER, K. V. & CHAPMAN, B. R., 1997, Landscape influences on breeding bird communities in hardwood fragments in South Carolina. *Wildlife Society Bulletin*, 25(4): 878-885.
- LAURANCE, W. F. & YENSEN, E., 1991, Predicting the impacts of edge effects in fragmented habitats. *Biological Conservation*, 55: 77-92.
- MALCOLM, J. R., 1991, *The small mammals of amazonian forest fragments: pattern and process*. Ph.D. Thesis, University of Florida, Gainesville.
- MARTIN, T. E., 1988, Habitat and area effects on forest bird assemblages: is nest predation an influence? *Ecology*, 69(1): 74-84.
- METZGER, J. P., 1999, Estrutura da paisagem e fragmentação: análise bibliográfica. *Anais da Academia Brasileira de Ciências*, 71: 445-463.
- ONIKI, Y., 1975, The behavior and ecology of Slaty Antshrikes (*Thamnophilus punctatus*) on Barro Colorado Island, Panamá Canal Zone. *Anais da Academia Brasileira de Ciências*, 47: 477-515.
- ORTEGA, Y. K. & CAPEN, D. E., 1999, Effects of forest roads on habitat quality for ovenbirds in a forested landscape. *The Auk*, 116(4): 937-946.
- POWELL, L. A., LANG, J. D., CONROY, M. J. & KREMENTZ, D. G., 2000, Effects of forest management on density, survival, and population growth of wood thrushes. *Journal of Wildlife Management*, 64: 11-23.
- RIDGELY, R. S. & TUDOR, G., 1994, *The birds of South America. vol. II: the suboscine passerines*. University of Texas Press, Austin.
- ROSENBERG, K. V., LOWE, J. D. & DHONDT, A. A., 1999, Effects of fragmentation on breeding tanagers: a continental perspective. *Conservation Biology*, 13(3): 568-583.
- SANAIIOTTI, T. M. & CINTRA, R. (in press), Longevity records for birds from a savanna in eastern Brazilian Amazonia. *Journal of Field Ornithology*.
- SANAIIOTTI, T. M. & MAGNUSSON, W. E., 1995, Effects of annual fires on the production of fleshy fruits eaten by birds in a Brazilian Amazonian savanna. *Journal of Tropical Ecology*, 11: 53-65.
- SCHUBART, O., AGUIRRE, A. C. & SICK, H., 1965, Contribuição para o conhecimento da alimentação das aves brasileiras. *Arquivos de Zoologia*, 12: 95-249.
- SICK, H., 1997, *Ornitologia Brasileira*. Ed. Nova Fronteira.
- STOUFFER, P. C. & BIERREGAARD Jr., R. O., 1995a, Effects of forest fragmentation on understory hummingbirds in Amazonian Brazil. *Conservation Biology*, 9: 1085-1094.
- STOUFFER, P. C. & BIERREGAARD Jr., R. O., 1995b, Use of Amazonian forest fragments by understory insectivorous birds. *Ecology*, 76: 2429-2445.
- TOCHER, M., 1996, *The effects of forest disturbance on habitat use and abundance of frogs in Central Amazonia*. Ph.D. thesis, University of Canterbury, New Zealand.
- STRATFORD, J. A., 1997, *The effects of forest fragmentation on terrestrial insectivorous birds in Central Amazonas, Brazil*. MSc. Thesis, Southeastern Louisiana University, 131p.

STRATFORD, J. A. & STOUFFER, P. C., 1999, Local extinctions of terrestrial insectivorous birds in a fragmented landscape near Manaus, Brazil. *Conservation Biology*, 13(6): 1416-1423.

TURNER, I. M. & CORLETT, R. T., 1996, The conservation value of small, isolated fragments of lowland tropical rain forest. *Trends in Ecology and Evolution*, 11: 330-333.

WILKINSON, L., 1998, *Systat: The system for Statistics*. Systat Inc. Evanston, Illinois.

ZANETTE, L., DOYLE, P. & TRÉMONT, S., 2000, Food shortage in small fragments: evidence from an area-sensitive passerine. *Ecology*, 81: 1654-1666.

#### APPENDIX 1

##### Quadratic regression between the density of *Thamnophilus stictocephalus* and independent variables at Alter-do-Chão.

Effect	Coefficient	Standard error	Standard coefficient	Tolerance	t	p
Constant	2.523	1.185	0.000	–	2.129	0.055
Fragment size	0.023	0.010	2.777	0.029	2.365	0.036
Density of understory	-0.016	0.014	-0.238	0.924	-1.138	0.277
Shape index	0.873	0.631	0.291	0.912	1.384	0.192
(fragment size) <sup>2</sup>	-0.000	0.000	-2.902	0.029	-2.445	0.031
Analysis of variance						
Source	Sum-of-squares	df	Mean squares	F-ratio	p	
Regression	3.829	4	0.957	3.198	0.053	
Residual	3.592	12	0.299			

#### APPENDIX 2

##### Quadratic regression between arthropod biomass and independent variables at Alter-do-Chão.

Effect	Coefficient	Standard error	Standard coefficient	Tolerance	t	p
Constant	-0.105	0.654	0.000		-0.160	0.876
Fragment size	0.024	0.005	4.136	0.029	4.447	0.001
Density of understory	-0.016	0.008	-0.341	0.924	-2.062	0.062
Shape index	0.509	0.348	0.244	0.912	1.462	0.169
(fragment size) <sup>2</sup>	-0.000	0.000	-3.835	0.029	-4.078	0.002
Analysis of variance						
Source	Sum-of-squares	df	Mean squares	F-ratio	p	
Regression	2.507	4	0.627	6.876	0.004	
Residual	1.094	12	0.091			